

WPM

BRONZE

MODULAR ATX 2.3 POWER SUPPLY

Sharkoon



The power supplies of the WPM Bronze series operate at an efficiency of over 85%.

The main feature of the WPM Bronze power supplies, however, is their cable management system, which allows the user to secure the required cables of their PC components. Not only will this keep the case tidy, but internal airflow will not be affected by unnecessary hanging cables.

The WPM Bronze power supplies are cooled by a quiet 140 mm fan, which operates at a low revolution speed and low volume but produces a high airflow. For connecting multiple graphics cards, the WPM Bronze series power supplies offer two 6+2 pin PCIe connectors.


The WPM power supplies are available in 400, 500, 600 and 700 Watts, and are supplied with a comprehensive modular cable set.

www.sharkoon.com

WPM

BRONZE


MODULAR ATX 2.3 POWER SUPPLY



1x 20+4-pin mainboard connector




2x 6+2-pin PCIe connector




1x 4+4-pin power connector



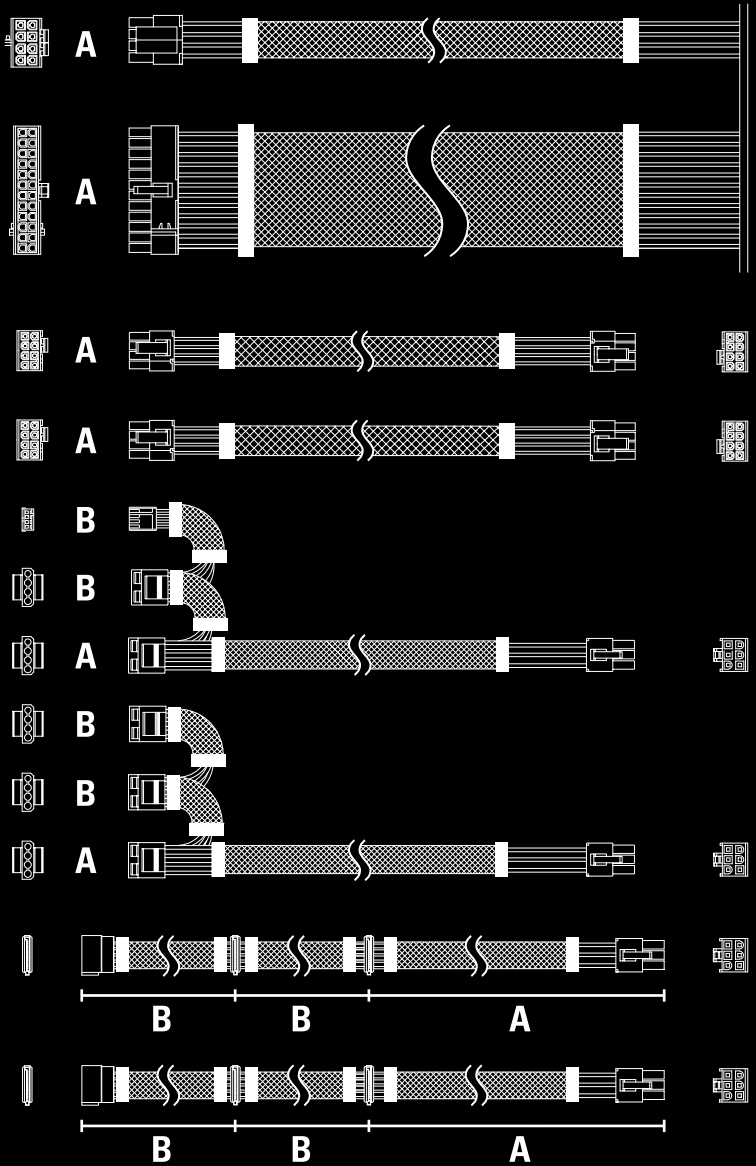
6x SATA power connectors



5x 4-pin power connectors



1x 4-pin floppy connector



A= 550 mm
B= 150 mm



WPM

BRONZE

MODULAR ATX 2.3 POWER SUPPLY



Model No.	WPM400 Bronze				
Input (AC)	Input voltage		Current	Frequency	
	100 - 240 V ~		6 A	60 - 50 Hz	
Output (DC)	+3.3 V	+5 V	+12 V	-12 V	+5 V _{SB}
Max. Output Current	16 A	15 A	30 A	0.3 A	2.5 A
Max. Combined Power	100 W		360 W	3.6 W	12.5 W
Total Power	400W				

Model No.	WPM500 Bronze				
Input (AC)	Input voltage		Current	Frequency	
	100 - 240 V ~		8 A	60 - 50 Hz	
Output (DC)	+3.3 V	+5 V	+12 V	-12 V	+5 V _{SB}
Max. Output Current	18 A	16 A	38 A	0.3 A	2.5 A
Max. Combined Power	110 W		456 W	3.6 W	12.5 W
Total Power	500W				

Model No.	WPM600 Bronze				
Input (AC)	Input voltage		Current	Frequency	
	100 - 240 V ~		9 A	60 - 50 Hz	
Output (DC)	+3.3 V	+5 V	+12 V	-12 V	+5 V _{SB}
Max. Output Current	20 A	17 A	46 A	0.3 A	2.5 A
Max. Combined Power	120 W		552 W	3.6 W	12.5 W
Total Power	600W				

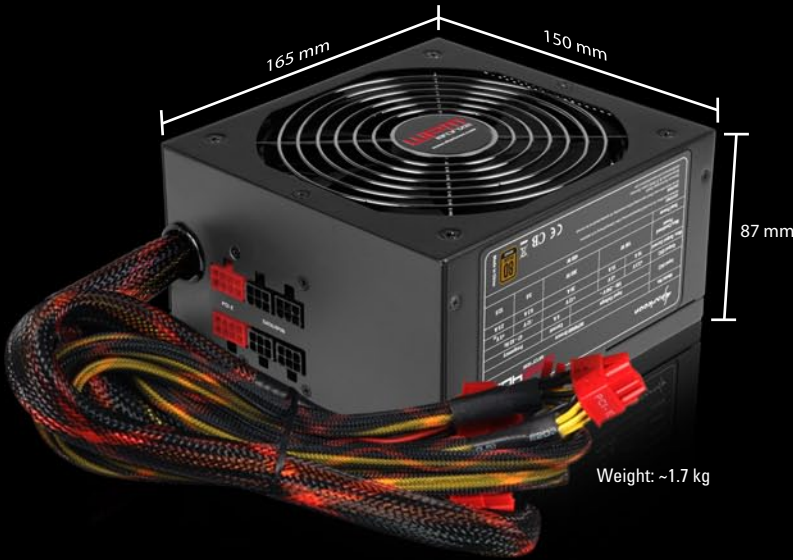
Model No.	WPM700 Bronze				
Input (AC)	Input voltage		Current	Frequency	
	100 - 240 V ~		10 A	60 - 50 Hz	
Output (DC)	+3.3 V	+5 V	+12 V	-12 V	+5 V _{SB}
Max. Output Current	22 A	18 A	54 A	0.3 A	2.5 A
Max. Combined Power	130 W		648 W	3.6 W	12.5 W
Total Power	700W				



WPM

BRONZE

MODULAR ATX 2.3 POWER SUPPLY



2x PCIe cables with 1x 6+2-pin connector each

2x SATA cables with 3x 15-pin connectors each

Power supply "WPM400 Bronze" or "WPM500 Bronze" or "WPM600 Bronze" or "WPM700 Bronze"



1x Cable bag



Set with mounting screws



1x Power cord

1x cable with 3x 4-pin peripheral connectors

1x cable with 2x 4-pin peripheral connectors and 1x Floppy connector



WPM400 Bronze



WPM500 Bronze



WPM600 Bronze



WPM700 Bronze

PU: 5
Dimensions: 535 x 272 x 253 mm
Weight: ~13 kg
Customs tariff no.: 85044030
Country of origin: China



www.sharkoon.com